
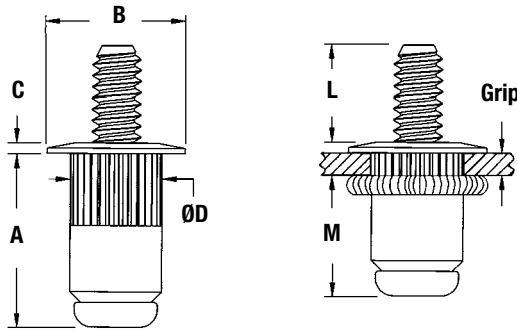


SpinTite® — BLIND THREADED STUDS TYPE AES-UNIFIED

- Provides strong external threads in blind applications.
- Easy to install using spin/spin tooling.



NOTE: The "L" dimension is the height of the installed stud at max grip. The height of the stud will increase if it is installed into thinner material. To calculate "actual L" use this formula:
max grip - actual grip + L = "actual L"



All dimensions are in inches.

Thread Size	Grip Code	Grip Range	Stud Length "L" Nom. (at Max. Grip)			A ±.020	B ±.015	C Nom.	ØD Max.	M Ref.	Hole Size In Sheet +.006 -.000
			Part Number								
#6-32	80	.020 - .080	.500	.625	.750	.490	.390	.030	.265	.375	.266
			AESS-632-80-500	AESS-632-80-625	AESS-632-80-750						
			.450	.575	.700						
#6-32	130	.080 - .130	.500	.625	.750	.540	.390	.030	.265	.375	.266
			AESS-632-130-450	AESS-632-130-575	AESS-632-130-700						
			.450	.575	.700						
#8-32	80	.020 - .080	.500	.625	.750	.490	.390	.030	.265	.375	.266
			AESS-832-80-500	AESS-832-80-625	AESS-832-80-750						
			.450	.575	.700						
#8-32	130	.080 - .130	.500	.625	.750	.540	.390	.030	.265	.375	.266
			AESS-832-130-450	AESS-832-130-575	AESS-832-130-700						
			.450	.575	.700						
#10-24	130	.020 - .130	.500	.625	.750	.545	.415	.030	.296	.385	.297
			AESS-1024-130-500	AESS-1024-130-625	AESS-1024-130-750						
			.405	.530	.655						
#10-24	225	.130 - .225	.500	.625	.750	.655	.415	.030	.296	.385	.297
			AESS-1024-225-405	AESS-1024-225-530	AESS-1024-225-655						
			.405	.530	.655						
#10-32	130	.020 - .130	.500	.625	.750	.545	.415	.030	.296	.385	.297
			AESS-1032-130-500	AESS-1032-130-625	AESS-1032-130-750						
			.405	.530	.655						
#10-32	225	.130 - .225	.500	.625	.750	.655	.415	.030	.296	.385	.297
			AESS-1032-225-405	AESS-1032-225-530	AESS-1032-225-655						
			.405	.530	.655						
1/4-20	165	.027 - .165	.625	.8125	1.000	.670	.500	.030	.390	.470	.391
			AESS-420-165-625	AESS-420-165-8125	AESS-420-165-1000						
			.530	.7175	.905						
1/4-20	260	.165 - .260	.625	.8125	1.000	.770	.500	.030	.390	.470	.391
			AESS-420-260-530	AESS-420-260-7175	AESS-420-260-905						
			.530	.7175	.905						
5/16-18	150	.027 - .150	.625	.875	1.125	.805	.685	.035	.530	.585	.531
			AESS-518-150-625	AESS-518-150-875	AESS-518-150-1125						
			.530	.713	.963						
5/16-18	312	.150 - .312	.625	.875	1.125	.920	.685	.035	.530	.540	.531
			AESS-518-312-530	AESS-518-312-713	AESS-518-312-963						
			.530	.713	.963						
3/8-16	150	.027 - .150	.750	1.000	1.250	.805	.685	.035	.530	.585	.531
			AESS-616-150-750	AESS-616-150-1000	AESS-616-150-1250						
			.588	.838	1.088						
3/8-16	312	.150 - .312	.750	1.000	1.250	.920	.685	.035	.530	.540	.531
			AESS-616-312-588	AESS-616-312-838	AESS-616-312-1088						
			.588	.838	1.088						

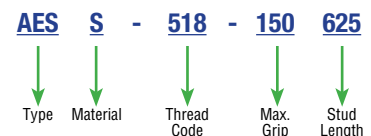
NOTE: The standard is assembled with an AEL insert but can also be assembled with an AEK or an AEH insert (see page 13).

MATERIAL & FINISH SPECIFICATIONS

Type	Threads	Standard Material ⁽¹⁾	Standard Finish
AES	Unified, 2A per ASME B1.1 Metric, 6g per ASME B1.13M	Insert - Low Carbon Steel Stud - Heat-treated carbon steel	RoHS Compliant Zinc Yellow


(1) Other materials available. See page 34 for details.

Part Number Designation

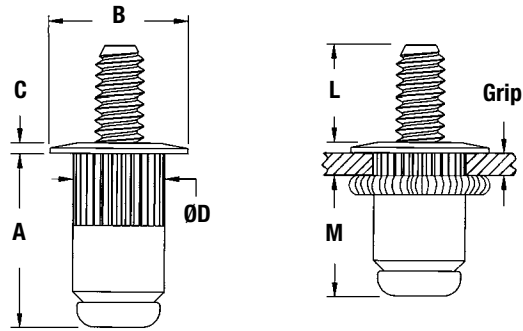


No finish code for standard finish zinc yellow.

SpinTite® — BLIND THREADED STUDS TYPE AES-METRIC



NOTE: The “L” dimension is the height of the installed stud at max grip. The height of the stud will increase if it is installed into thinner material. To calculate “actual L” use this formula: max grip - actual grip + L = “actual L”



All dimensions are in millimeters.

Thread Size x Pitch	Grip Code	Grip Range	Stud Length “L” Nom. (at Max. Grip)			A ±0.51	B ±0.38	C Nom.	ØD Max.	M Ref.	Hole Size In Sheet +0.15
			Part Number								
M4 x 0.7	2.0	0.5 - 2.0	12	15	20	12.45	9.91	0.76	6.73	9.53	6.75
			AESS-470-2.0-12.0	AESS-470-2.0-15.0	AESS-470-2.0-20.0						
			10.7	13.7	18.7						
M4 x 0.7	3.3	2.0- 3.3	AESS-470-3.3-10.7	AESS-470-3.3-13.7	AESS-470-3.3-18.7	13.72	9.91	0.76	6.73	9.53	6.75
			12	15	20						
			9.6	12.6	17.6						
M5 x 0.8	3.3	0.5 - 3.3	AESS-580-3.3-12.0	AESS-580-3.3-15.0	AESS-580-3.3-20.0	13.85	10.54	0.76	7.52	9.78	7.6
			12	15	20						
			9.6	12.6	17.6						
M5 x 0.8	5.7	3.3 - 5.7	AESS-580-5.7-9.6	AESS-580-5.7-12.6	AESS-580-5.7-17.6	16.64	10.54	0.76	7.52	9.78	7.6
			15	20	25						
			12.6	17.6	22.6						
M6 x 1	4.2	0.7 - 4.2	AESS-610-4.2-15.0	AESS-610-4.2-20.0	AESS-610-4.2-25.0	17.02	12.7	0.76	9.91	11.94	10
			12.6	17.6	22.6						
			AESS-610-6.6-12.6	AESS-610-6.6-17.6	AESS-610-6.6-22.6						
M6 x 1	6.6	4.2 - 6.6	16	22	28	19.56	12.7	0.76	9.91	11.94	10
			AESS-8125-3.8-16.0	AESS-8125-3.8-22.0	AESS-8125-3.8-28.0						
			13	17.9	23.9						
M8 x 1.25	3.8	0.7 - 3.8	AESS-8125-7.9-13	AESS-8125-7.9-17.9	AESS-8125-7.9-23.9	20.45	17.4	0.89	13.46	14.86	13.5
			20	25	30						
			AESS-1015-3.8-20.0	AESS-1015-3.8-25.0	AESS-1015-3.8-30.0						
M8 x 1.25	7.9	3.8 - 7.9	17	20.9	25.9	23.37	17.4	0.89	13.46	13.72	13.5
			AESS-1015-7.9-17	AESS-1015-7.9-20.9	AESS-1015-7.9-25.9						
			20	25	30						
M10 x 1.5	3.8	0.7 - 3.8	AESS-1015-3.8-20.0	AESS-1015-3.8-25.0	AESS-1015-3.8-30.0	20.45	17.4	0.89	13.46	14.86	13.5
			17	20.9	25.9						
			AESS-1015-7.9-17	AESS-1015-7.9-20.9	AESS-1015-7.9-25.9						
M10 x 1.5	7.9	3.8 - 7.9	20	25	30	23.37	17.4	0.89	13.46	13.72	13.5
			AESS-1015-3.8-20.0	AESS-1015-3.8-25.0	AESS-1015-3.8-30.0						
			17	20.9	25.9						

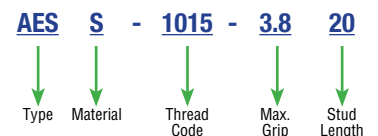
NOTE: The standard is assembled with an AEL insert but can also be assembled with an AEK or an AEH insert.

MATERIAL & FINISH SPECIFICATIONS

Type	Threads	Standard Material ⁽¹⁾	Standard Finish
AES	Unified, 2A per ASME B1.1 Metric, 6g per ASME B1.13M	Insert - Low Carbon Steel Stud - Heat-treated carbon steel	RoHS Compliant Zinc Yellow

(1) Other materials available. See page 34 for details.

Part Number Designation



No finish code for standard finish zinc yellow.